Leader in Biomolecular Solutions for Life Science

ABflo® 488 Rabbit anti-Human CD79b mAb

Catalog No.: A23801

Recombinant

www.abclonal.com

Basic Information

Observed MW

Calculated MW
14kDa/26kDa

Category
Monoclonal Antibodies

Applications
IF/ICC, FC

Cross Reactivity
Human, Cynomolgus

Clone No.
ARC61823

Background

The B lymphocyte antigen receptor is a multimeric complex that includes the antigen-specific component, surface immunoglobulin (Ig). Surface Ig non-covalently associates with two other proteins, Ig-alpha and Ig-beta, which are necessary for expression and function of the B-cell antigen receptor. This gene encodes the Ig-beta protein of the B-cell antigen component. Alternatively spliced transcript variants encoding different isoforms have been described.

Recommended Dilutions

IF/ICC	1:50 - 1:200
FC	5 µl per 10^6 cells in 100 µl volume

Immunogen Information

Gene ID
974

Swiss-Prot
P40259

Immunogen
Recombinant protein (or fragment).This information is considered to be commercially sensitive.

Synonyms
CD79B; AGM6; B29; IGB; CD79b molecule

Contact

400-999-6126
cn.market@abclonal.com.cn
www.abclonal.com.cn

Product Information

Source
Rabbit

Isotype
IgG

Purity
Affinity purification

Storage
Store at 2-8℃. Avoid freeze / thaw cycles.
Buffer: PBS containing 0.2% BSA, preserved with proclin300 or sodium azide (as specified on the Certificate of Analysis), pH 7.3.

Validation Data

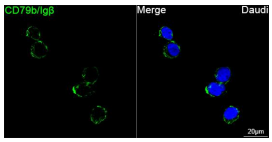

Confocal imaging of Daudi cells using ABflo® 488 Rabbit anti-Human CD79b/Igβ mAb (A23801, dilution 1:200). DAPI was used for nuclear staining (Blue). Objective: 100x.

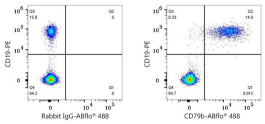

Flow cytometry:1X10^6 Human PBMC were surface-stained with PE Mouse anti-Human CD19 mAb (A22816,10 μl/Test) and ABflo® 488 Rabbit IgG isotype control (A22069,5 μl/Test,left) or ABflo® 488 Rabbit anti-Human CD79b mAb (A23801,5 μl /Test,right). Cells in the lymphocyte gate were used for analysis.

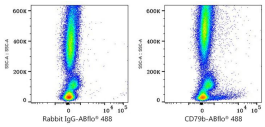

Flow cytometry: 1X10^6 Cynomolgus peripheral blood mononuclear cells were surface-stained with ABflo® 488 Rabbit IgG isotype control (A22069,5 μl/Test,left) or ABflo® 488 Rabbit anti-Human CD79b mAb (A23801,5 μl/Test,right).