Recombinant Human PDGF-BB Protein

Catalog No.: RP01763

www.abclonal.com

Sequence Information

Species
Human

Gene ID
5155

Swiss Prot
P01127

Tags
No-tag

Synonyms
SIS; SSV; IBGC5; PDGF2; c-sis; PDGF-2;PDGF subunit B;PDGF-BB; PDGFB

Product Information

Source
Pichia

Purification
≥ 92 % as determined by SDS-PAGE.

Calculated MW
12.30 kDa

Observed MW
10-17 kDa

Endotoxin
< 0.1 EU/μg of the protein by LAL method.

Formulation
Lyophilized from a 0.22 μm filtered solution of 20mM NaAc，pH 4.5.

Reconstitution
Centrifuge the vial before opening. Reconstitute to a concentration of 0.1-0.5 mg/mL in sterile distilled water. Avoid vortex or vigorously pipetting the protein. For long term storage, it is recommended to add a carrier protein or stablizer (e.g. 0.1% BSA, 5% HSA, 10% FBS or 5% Trehalose), and aliquot the reconstituted protein solution to minimize free-thaw cycles.

Background

Platelet-derived growth factor-B (PDGFB) is necessary for normal cardiovascular development. The administration of PDGFB alone normalized tumor vasculature by increasing periendothelial coverage and vascular functionality. Interestingly, this effect exerted by PDGFB was also observed in the presence of DAPT. So PDGFB is able to improve tumor vascularity and allows the anticancer action of DAPT in the tumor.

Basic Information

Description
Recombinant Human PDGF-BB Protein is produced by *Pichia* expression system. The target protein is expressed with sequence (Ser82-Thr190) of human PDGF-BB (Accession #NP_002599.1) fused with a additional amino acid free.

Activity
1.Immobilized PDGF-BB (Catalog: RP01763) at 2 μg/mL (100 μL/well) can bind Human PDGFRB (Catalog: RP00126) with a linear range of 0.1-75.4 ng /mL.2.Recombinant Human PDGF-BB Protein was measured in a cell proliferation assay using BALB/3T3 mouse fibroblasts. The ED50 for this effect is 2.09-8.36 ng/mL, corresponding to a specific activity of 1.20×105~4. 78×105 units/mg.

Shipping
Lyophilized proteins are shipped at ambient temperature.
Liquid proteins are shipped at frozen temperature with dry ice.
Upon receipt, store it immediately at the temperature recommended below.

Storage
Store at -20℃

Operational Notes
For your safety and health, please wear a lab coat and disposable gloves for handling.

Contact

400-999-6126
cn.market@abclonal.com.cn
www.abclonal.com.cn

For research use only. Not for therapeutic or diagnostic purposes.
Please visit http://abclonal.com for a complete listing of recommended products.

Validation Data

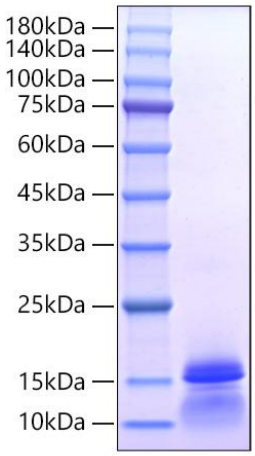

Recombinant Human PDGF-BB Protein was determined by SDS-PAGE under reducing conditions with Coomassie Blue.

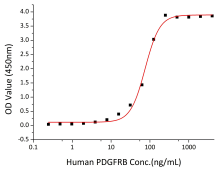

Immobilized PDGF-BB (Catalog: RP01763) at 2 μg/mL (100 μL/well) can bind Human PDGFRB (Catalog: RP00126) with a linear range of 0.1-75.4 ng/mL.

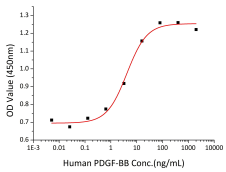

Recombinant Human PDGF-BB Protein was measured in a cell proliferation assay using BALB/3T3 mouse fibroblasts. The ED_{50} for this effect is 2.09-8.36 ng/mL, corresponding to a specific activity of 1.20×10^5~4.78×10^5 units/mg.