Recombinant Mouse Flt3 ligand/Flt3L Protein

Catalog No.: RP01058

www.abclonal.com

Sequence Information

Species
Mouse

Gene ID
14256

Swiss Prot
P49772

Tags
C-hFc&His

Synonyms
FLT3LG,FL,FLT3L,Flt3 ligand, FLT3LG

Product Information

Source
HEK293 cells

Purification
≥ 95 % as determined by SDS-PAGE.

Calculated MW
47.98 kDa

Observed MW
56 kDa

Endotoxin
< 0.1 EU/μg of the protein by LAL method.

Formulation
Lyophilized from a 0.22 μm filtered solution of PBS, pH 7.4.Contact us for customized product form or formulation.

Reconstitution
Centrifuge the vial before opening. Reconstitute to a concentration of 0.1-0.5 mg/mL in sterile distilled water. Avoid vortex or vigorously pipetting the protein. For long term storage, it is recommended to add a carrier protein or stablizer (e.g. 0.1% BSA, 5% HSA, 10% FBS or 5% Trehalose), and aliquot the reconstituted protein solution to minimize free-thaw cycles.

Background

Basic Information

Description
Recombinant Mouse Flt3 ligand/Flt3L Protein is produced by HEK293 expression system. The target protein is expressed with sequence (Met1-Arg188) of mouse Flt-3 Ligand (Accession #NP_038548.3.) fused with an Fc, 6×His tag at the C-terminus.

Activity
Measured by its binding ability in a functional ELISA. Immobilized Recombinant Mouse FLT3, His Tag at 3 μg/mL (100 μL/well) can bind Recombinant Mouse Flt-3 Ligand, The EC_{50} of Mouse Flt-3 Ligand is 36 ng /mL.

Shipping
Lyophilized proteins are shipped at ambient temperature.
Liquid proteins are shipped at frozen temperature with dry ice.
Upon receipt, store it immediately at the temperature recommended below.

Storage
Store at -20℃

Operational Notes
For your safety and health, please wear a lab coat and disposable gloves for handling.

Contact

400-999-6126
cn.market@abclonal.com.cn
www.abclonal.com.cn

For research use only. Not for therapeutic or diagnostic purposes.
Please visit http://abclonal.com for a complete listing of recommended products.

Validation Data

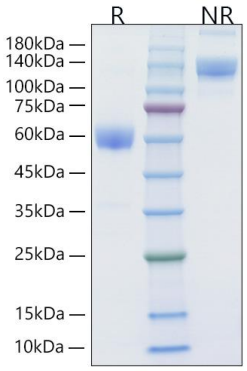

Recombinant Mouse Flt3 ligand/Flt3L Protein was determined by SDS-PAGE under reducing conditions with Coomassie Blue.

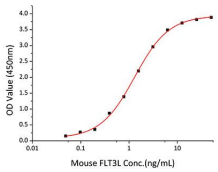

Immobilized recombinant Human FLT3 at 0.5μg/mL (100 μL/well) can bind FLT3L with a linear range of 0.05-1.3 ng/mL.

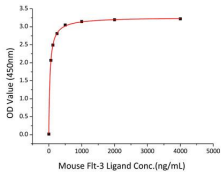

Immobilized Recombinant Mouse FLT3, His Tag at 3μg/mL (100 μL/well) can bind Recombinant Mouse Flt-3 Ligand, The EC_{50} of Mouse Flt-3 Ligand is 36 ng/mL.

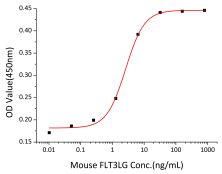

Recombinant Mouse Flt3 ligand/Flt3L Protein promote the proliferation using Human OCI-AML5 cells. The ED_{50} for this effect is 1.3-5.2ng/mL, corresponding to a specific activity of 1.92×10^5~7.69×10^5 units/mg.