Recombinant Human EGF Protein

Catalog No.: RP01030

Sequence Information

Species
Human

Gene ID
1950

Swiss Prot
P01133

Tags
C-hFc&His

Synonyms
EGF,HOMG4,URG

Product Information

Source
HEK293 cells

Purification
≥ 92 % as determined by SDS-PAGE.

Calculated MW
33.01 kDa

Observed MW
40 kDa

Endotoxin
< 0.1 EU/μg of the protein by LAL method.

Formulation
Lyophilized from a 0.22 μm filtered solution of PBS, pH 7.4.Contact us for customized product form or formulation.

Reconstitution
Centrifuge the vial before opening. Reconstitute to a concentration of 0.1-0.5 mg/mL in sterile distilled water. Avoid vortex or vigorously pipetting the protein. For long term storage, it is recommended to add a carrier protein or stablizer (e.g. 0.1% BSA, 5% HSA, 10% FBS or 5% Trehalose), and aliquot the reconstituted protein solution to minimize free-thaw cycles.

Background

Epidermal growth factor (EGF) is the founding member of the EGF family that also includes TGF-alpha, amphiregulin (AR), betacellulin (BTC), epiregulin (EPR), heparin binding EGF like growth factor (HB_x005f

Basic Information

Description
Recombinant Human EGF Protein is produced by HEK293 cells expression system. The target protein is expressed with sequence (Asn 971-Arg 1023) of human EGF (Accession #NP_001954.2) fused with hFc, 6×His tag at the C-terminus.

Activity
1.Recombinant Human EGF enhances EGF Receptor autophosphorylation in A431 cells.1-10 ng/mL of Recombinant Human EGF can effectively enhance EGF Receptor autophosphorylation.I 2.Immobilized Human EGFR at 5 μg/mL (100 μL/well) can bind Human EGF with a linear range of 7-25ng/mL.I 3. Recombinant Human EGF promotes the proliferation of BALB/c 3T3 mouse embryonic fibroblasts cells. The ED_{50} for this effect is typically 0.065-0.26 ng /mL, corresponding to a specific activity of 3.84×10^{6}-1.54×10^{7}units/mg.I 4. Measured in a cell proliferation assay using 4MBr-5 rhesus monkey epithelial cells. The $_{50}$ for this effect is 1.23-4.93 ng/mL, corresponding to a specific activity of 03×10^{5}~8.13×10^{5} units/mg.

Shipping
Lyophilized proteins are shipped at ambient temperature.
Liquid proteins are shipped at frozen temperature with dry ice.
Upon receipt, store it immediately at the temperature recommended below.

Storage
Store at -20℃

Operational Notes
For your safety and health, please wear a lab coat and disposable gloves for handling.

Contact

400-999-6126
cn.market@abclonal.com.cn
www.abclonal.com.cn

For research use only. Not for therapeutic or diagnostic purposes.
Please visit http://abclonal.com for a complete listing of recommended products.

Validation Data

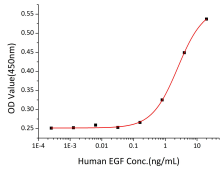

Measured in a cell proliferation assay using 4MBr-5 rhesus monkey epithelial cells. The ED_{50} for this effect is 1.23-4.93 ng/mL, corresponding to a specific activity of 2.03×10^5~8.13×10^5 units/mg.

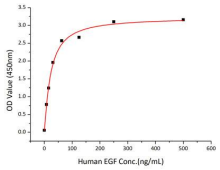

Immobilized Human EGFR at 5 μg/mL (100 μL/well) can bind Human EGF with a linear range of 7-25ng/mL.

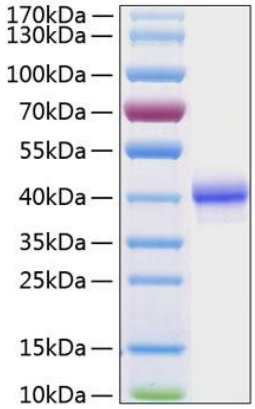

Recombinant Human EGF Protein was determined by SDS-PAGE under reducing conditions with Coomassie Blue.

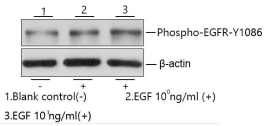

Recombinant Human EGF enhances EGF Receptor autophosphorylation in A431 cells. 1-10 ng/mL of Recombinant Human EGF can effectively enhance EGF Receptor autophosphorylation.

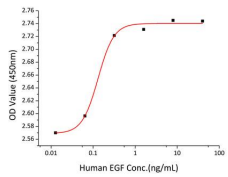

Recombinant Human EGF promotes the proliferation of BALB/c 3T3 mouse embryonic fibroblasts cells. The ED_{50} for this effect is typically 0.065-0.26 ng/mL, corresponding to a specific activity of 3.84×10^6-1.54×10^7units/mg.

For research use only. Not for therapeutic or diagnostic purposes.
Please visit http://abclonal.com for a complete listing of recommended products.