Recombinant Human IL-10 Protein

Catalog No.: RP00093

Sequence Information

Species
Human

Gene ID
3586

Swiss Prot
P22301

Tags
C-His

Synonyms
CSIF, GVHDS, IL-10, IL10A, TGIF, IL10,GVHDS,IL-10,IL10A,TGIF

Product Information

Source
HEK293 cells

Purification
≥ 92 % as determined by SDS-PAGE.

Calculated MW
19.49 kDa

Observed MW
18 kDa

Endotoxin
< 0.1 EU/μg of the protein by LAL method.

Formulation
Lyophilized from a 0.22 μm filtered solution of PBS, pH 7.4.Contact us for customized product form or formulation.

Reconstitution
Centrifuge the vial before opening. Reconstitute to a concentration of 0.1-0.5 mg/mL in sterile distilled water. Avoid vortex or vigorously pipetting the protein. For long term storage, it is recommended to add a carrier protein or stablizer (e.g. 0.1% BSA, 5% HSA, 10% FBS or 5% Trehalose), and aliquot the reconstituted protein solution to minimize free-thaw cycles.

Background

The protein encoded by this gene is a cytokine produced primarily by monocytes and to a lesser extent by lymphocytes. This cytokine has pleiotropic effects in immunoregulation and inflammation. It down-regulates the expression of Th1 cytokines, MHC class II Ags, and costimulatory molecules on macrophages. It also enhances B cell survival, proliferation, and antibody production. This cytokine can block NF-kappa B activity, and is involved in the regulation of the JAK-STAT signaling pathway. Knockout studies in mice suggested the function of this cytokine as an essential immunoregulator in the intestinal tract. Mutations in this gene are associated with an increased susceptibility to HIV-1 infection and rheumatoid arthritis.

Basic Information

Description
Recombinant Human IL-10 Protein is produced by HEK293 expression system. The target protein is expressed with sequence (Ser19-Asn178) of human IL10/Interleukin-10 (Accession #NP_000563.1) fused with a 6×His tag at the C-terminus.

Activity
1.Measured in a cell proliferation assay using MC/9-2 mouse mast cells. The ED_{50} for this effect is 0.13-0.52 ng/mL, corresponding to a specific activity of 1.92×10^{6}-7.69×10^{6}units/mg.
2.Measured by its binding ability in a functional ELISA.Immobilized Human IL10 (Catalog: RP00093) at 2 μg/mL (100 μL/well) can bind Human IL10RA (Catalog: RP01648) with a linear range of 0.1-2.9 ng/mL.

Shipping
Lyophilized proteins are shipped at ambient temperature.
Liquid proteins are shipped at frozen temperature with dry ice.
Upon receipt, store it immediately at the temperature recommended below.

Storage
Store at -20℃

Operational Notes
For your safety and health, please wear a lab coat and disposable gloves for handling.

Contact

400-999-6126
cn.market@abclonal.com.cn
www.abclonal.com.cn

For research use only. Not for therapeutic or diagnostic purposes.
Please visit http://abclonal.com for a complete listing of recommended products.

Validation Data

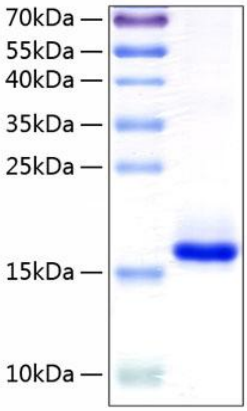

Recombinant Human IL-10 Protein was determined by SDS-PAGE under reducing conditions with Coomassie Blue.

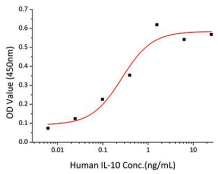

Recombinant Human IL-10 promote cell proliferation of MC/9 2 mouse mast cells. The ED_{50} for this effect is 0.13-0.52 ng/mL, corresponding to a specific activity of 1.92×10^6-7.69×10^6units/mg.

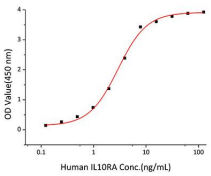

Immobilized Human IL10 (Catalog: RP00093) at 2 μg/mL (100 μL/well) can bind Human IL10RA (Catalog: RP01648) with a linear range of 0.1-2.9 ng/mL.